

排齒詳圖

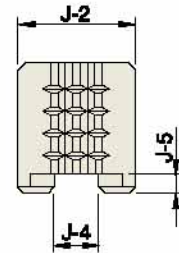
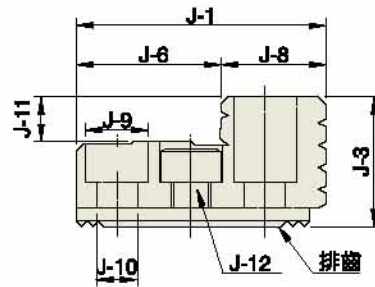
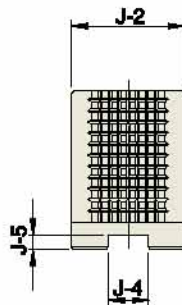
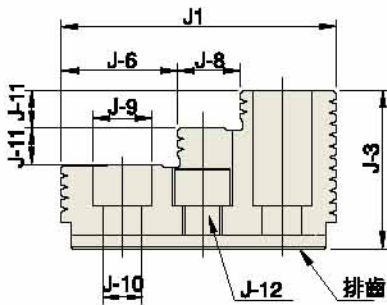
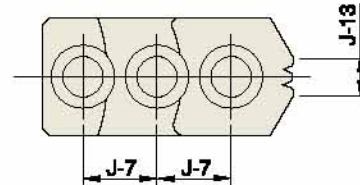
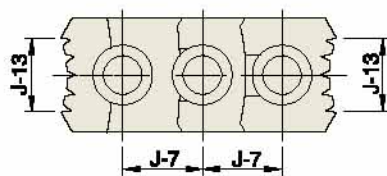


Fig A

Fig B

尺寸表 DIMENSIONS

型式 Model	J-1	J-2	J-3	J-4	J-5	J-6	J-7	J-8	J-9	J-10	J-11	J-12	J-13	排齒節距	參考
HJ05	53	23	27.5	10	4	30.5	14	25.5	13.5	8.5	10	M6	6	1.5X60°	B
HJ06	67.5	32	35	12	5	39	20	28.5	17	11	12	M10	10	1.5X60°	B
HJ08	86	35	51	14	5	31	25	18	19	13	12	M12	12	1.5X60°	A
HJ10	99.5	40	54	16	5	43	30	17	19	13	13	M12	15	1.5X60°	A
HJ12	103	50	52	21	5	62.5	30	40.5	25	17	17	M16	30	1.5X60°	B
HJ12-1	103	50	52	18	5	62.5	30	40.5	22	15	17	M14	30	1.5X60°	
HJ15	149	62	86	22	8	63	43	34	32	21	20	M20	40	1.5X60°	A
HJ15-1	149	62	86	25.5	5	63	43	34	32	21	20	M20	40	1.5X60°	